

# Daily Literacy Challenge – Weeks 13-16



Please find below some literacy activities to keep you busy in the weeks ahead 😊

*Some days have only one activity.*

*Some activities have a choice of activity A, B or C.*

*Choose what you would like to complete and tick it ✓ when it is done.*

*If you can't do one every day, don't worry!*








Here are some websites that you might also find useful:

- Free maths and literacy games for ages 3-11  
[home.oxfordowl.co.uk/](http://home.oxfordowl.co.uk/)
- Free resources, games and activities for literacy  
[sparklebox.co.uk/literacy](http://sparklebox.co.uk/literacy)
- Variety of literacy and numeracy games and activities  
– currently free to register  
[pages.sumdog.com](http://pages.sumdog.com)
- Free resources and learning materials for all ages:  
[bbc.co.uk/bitesize](http://bbc.co.uk/bitesize)
- Free stories by David Walliams  
[worldofdavidwalliams.com/elevenses](http://worldofdavidwalliams.com/elevenses)
- Literacy games – currently free to register  
[new.phonicsplay.co.uk](http://new.phonicsplay.co.uk)
- Links to YouTube TV clips for literacy & fine motor skills  
[spreadthehappiness.co.uk/free-tv-happy-links](http://spreadthehappiness.co.uk/free-tv-happy-links)
- Mr MC – Resources, clips and activities for Early Years  
[mrmcmakingmemories.com](http://mrmcmakingmemories.com)
- High Frequency Word lists (free to download)  
[highfrequencywords.org](http://highfrequencywords.org)

# Daily Literacy Challenge

# Choose activity A, B or C







# Keep it fun ! 😊

| Week | Task | Monday  | Tuesday   | Wednesday  | Thursday  | Friday   | Weekend   |
|------|------|---|---|--|---|--|---|
|      |      | <br><b>Talking Time</b>  | <br><b>Sound Sort</b>  | <br><b>Wicked Words</b>  | <br><b>Reading Challenge</b>   | <br><b>Get Writing!</b> | <br><b>Family Fun</b>  |
| 13   | A    | <p>Play 'I went to the shop and I bought...'</p> <p>Player 1 starts off: "I went to the shop and I bought ... an apple."</p>                                  |  <p>Play 'Alphabet Hopscotch' When you land on a square, you must think of a word.</p> <p><i>A. Use letters from the alphabet.</i></p> <p><i>B. Use blends e.g. pl, fl, sl, br, tr, sp etc.</i></p> <p><i>C. Use vowel digraphs e.g. ai, ou, oo, oa</i></p>                    | <p>Write each letter in the word 'rainbow' on scraps of paper. Jumble up the letters to make as many words as you can. e.g. rain, in, on, now etc.</p>                                       | <p>Think about somewhere you'd like to visit. With an adult, look for information about that place and learn something new.</p>   | <p>← Draw some pictures and write some words about the place you investigated yesterday.</p>               | <p>Play the 'Drawing Challenge'.</p> <p>The first person must find an item and cover it up. Then they describe the object bit by bit. The other person must draw the object using the description.</p> <p>Try to guess what the object is. Then compare the object and the pictures!</p>                |
|      | B    | <p>Player 2 continues, adding their own item to the list: "I went to shop and bought an apple and some sweets..." and so on.</p>                              |   | <p>Repeat the activity for the word 'teacher'. Try to make as many new words using the letters in 1 minute.</p>  | <p>Think about somewhere you'd like to visit. Find and read some information about that place.</p>  | <p>← Write a short paragraph about the place you investigated yesterday.</p>                               |   |
|      | C    |   |   | <p>Repeat the activity for other key worker jobs. Which job made the most words?</p>   | <p>Think about two different places you'd like to visit. Find and read some information about those places.</p>   | <p>← Write two paragraphs about the places you investigated yesterday.</p>                                 |   |
| 14   | A    | <p>Play I went to the shop and I bought...</p> <p>This week make it harder by listing items in alphabetical order e.g. apple, bread, corn, doughnuts etc.</p> | <p>Play this with an adult. You will need something to catch (a ball, bean bag or even a pair of socks!) The adult throws the ball to you and says a word (e.g. cat). Throw the ball back and...</p> <p><i>A. give the first sound of the word.</i></p> <p><i>B. give the last sound of the word.</i></p> <p><i>C. give each sound of the word (c-a-t).</i></p> | <p>Practise spelling some words you don't know.</p> <p>You could make them out of playdough, Lego or pipe cleaners.</p>  | <p>Listen to at least one story read by an adult.</p> <p>This could be your mum or dad (or older brother or sister).</p> <p>You could also listen to a story online on YouTube or TV.</p> | <p>Imagine that you have 3 wishes. Write and draw what you would wish for.</p>                             | <p>Play "Countdown".</p> <p>Use letters from a game like Scrabble, Banagrams or another word game (or write letters on pieces of paper)</p> <p>Divide the letters into vowels (a,e,i,o,u) and consonants.</p> <p>Take it in turns to choose 9 letters. See who can make the longest word from them.</p> |
|      | B    | <p>To make it even trickier, change the topic e.g. animals, football clubs, types of car, sports etc.</p>   |   | <p>You could write them in different coloured pens, pencils, paint or chalks.</p> <p><i>A. Learn 1 new word.</i></p> <p><i>B. Learn 3 new words.</i></p> <p><i>C. Learn 5 new words.</i></p> |   | <p>Imagine that you have 3 wishes. Write sentences about each of your wishes.</p>                          |   |
|      | C    |   |   |  |   | <p>Imagine that you have 3 wishes. Write a short paragraph about what you would wish for and why.</p>      |   |

# Daily Literacy Challenge

# Choose activity A, B or C

# Keep it fun ! 😊

| Week |      | Monday  | Tuesday   | Wednesday   | Thursday   | Friday   | Weekend   |
|------|------|---|---|---|--|--|---|
|      | Task | <br><b>Talking Time</b>  | <br><b>Sound Sort</b>  | <br><b>Wicked Words</b>   | <br><b>Reading Challenge</b>  | <br><b>Get Writing!</b>   | <br><b>Family Fun</b>  |
| 15   | A    | Play 'Kim's game'.<br>Ask your child to look carefully at a tray of items for about 30 seconds. Then take the tray away and ask them to say what they remember. | Put some toys or other items on the table.<br>You must give each other clues to guess which item they are thinking of. Then change places.<br><i>A. Give the first sound.</i> | Play this with an adult.<br>You will need something to catch (a ball, bean bag or even a pair of socks!) The adult throws the ball to you and says a word. Throw the ball back and say the letters that spell it.<br><i>A. Try with words like: in, at, on, up, am, it.</i> | Read a story book.<br>Then pretend to be one of the characters. Can people guess who you are?  | Ask an adult to write the first sentence of a story. Then work together to finish it.  | Play a game with your family where you have to use your literacy skills.<br><br>You could play:<br>Hangman<br>Boggle<br>Junior Scrabble<br>Monopoly<br>Upwords<br>Bananagrams<br><br>or any other games you have at home or online. |
|      | B    | You can also take one thing away and ask the child to spot what is missing.   | <i>B. Give the first and last sound (make sure some begin with the same sound!)</i>   | <i>B. Try with words like: van, jam, shop, chat.</i>  | Read a story book.<br>Then describe one of the characters. Can people guess who you chose?   | Ask an adult to write the first sentence of a story. Then you need to write the rest. Read it together when you have finished.                                       |   |
|      | C    | Use more items to make it trickier.   | <i>C. Give the last sound.</i>  | <i>C. Try with words like: grab, hand, rich, mash</i>   | Read a story book.<br>Choose one of the characters. Other people must ask you questions to work out who you are. You must answer them as if you were that character. | Ask an adult to choose three objects from around the house. Your challenge is to write a story that includes all three objects. You can ask for help if you need it! |   |
| 16   | A    | Play 'How many?'<br>The first person selects a topic e.g. The colour red.   | Find as many words as you can for different letter patterns.<br>Look in books, magazines and ask your family.   | Practise spelling some words you don't know.<br>You could make them out of playdough, Lego or pipe cleaners.  | Read at least one thing you have never read before.<br>You could choose:   | With an adult, write a letter to your teacher telling them what you enjoyed this year.   | Play 'Follow that Word'.<br>Take it in turns to say (or write) a word.<br>The next person must give a word that starts with the last letter of the word before.<br>e.g. can → net → top<br>No repeats allowed!                      |
|      | B    | The second person has 20 seconds to name as many red things as they can e.g. strawberry, tomato, post box, fire engine etc.                                     | <i>A. Words that start with m, s, t, r, b, d, f</i>   | You could write them in different coloured pens, pencils, paint or chalks.<br><i>A. Learn 1 new word.</i>   | A different style of book  | Write a letter to your teacher telling them what you enjoyed this year.  |   |
|      | C    | Change places and choose a different topic.   | <i>B. Words that start with br, cr, dr, tr, gr</i>  | <i>B. Learn 3 new words.</i>  | A new author   | Write a letter to the teacher you had last year telling them what you enjoyed and what you have been doing during lockdown.  |   |
|      |      |   | <i>C. Words that end with -st, -nk, -sh, ch</i>   | <i>C. Learn 5 new words.</i>  | A comic, magazine or newspaper   |  |   |
|      |      |   |   |   | A website  |  |   |